Mathematics
Vacation Assignment

Class 6

Think • Explore • Create • Apply Mathematics in Your Daily Life!

Mathematics is all around us – in nature, games, art, buildings and even in the way we plan our day!
Let's learn with fun and creativity during the vacation.

Activities

1 Maths in Real Life

Click pictures of places where you see mathematics in your daily life and paste them in a scrapbook with a few lines explaining each.

2 Fun with Numbers

Create a colourful Maths Game (like a number puzzle, magic square, or board game) using waste material.

3 Shapes Around Us

Make a collage using cut-outs of different shapes from magazines or newspapers and identify 2D and 3D shapes.

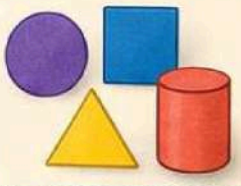

4 Brain Teasers

Solve the given Maths puzzles and riddles. Also, create one of your own and share it with your friends.

	3			6
1			8	
	4			
		7		2

Be curious. Be creative.
Most importantly – Enjoy Mathematics!

MATHS MAKES LIFE EASIER!

Learn • Apply • Create • Grow

Happy Holidays!

STD 6 VACATION ASSIGNMENT (MATHEMATICS)

1.Prime Number Detective Hunt

List all prime numbers between 1 and 100.
Make a colorful Prime Number Chart on an A4 sheet. Color primes in one color (e.g., blue) and composite numbers in another (e.g., red). Highlight special ones like 2 (the only even prime).

Extra challenge: Find 5 prime numbers bigger than 100 (up to 200) by checking factors.

1	2	3	4	5	6	7	8	9	10
11	12	13	14	15	16	17	18	19	20
21	22	23	24	25	26	27	28	29	30
31	32	33	34	35	36	37	38	39	40
41	42	43	44	45	46	47	48	49	50
51	52	53	54	55	56	57	58	59	60
61	62	63	64	65	66	67	68	69	70
71	72	73	74	75	76	77	78	79	80
81	82	83	84	85	86	87	88	89	90
91	92	93	94	95	96	97	98	99	100

2.Integers in Real Life Scrapbook.

Find and record where integers appear in daily life:

Temperature: Record daily high/low temperatures (positive/negative or zero).
Money: Deposits (positive) vs. withdrawals or debts (negative).
Elevator/Floors: Above ground (+) vs. basement (-).
Sports: Points gained/lost, scores above/below par (golf example).

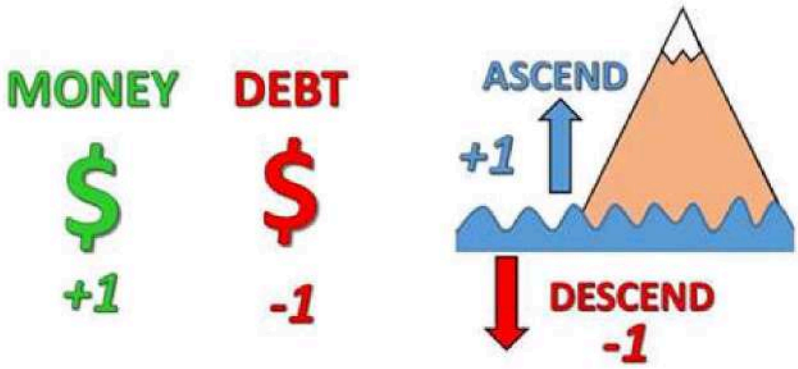

Vacation Assignment

Class 6: Waste to Wonder

My Talking Science Toy

Create a magical science toy from waste materials and bring it to life with a short story!

Activity:

- Choose a waste material (e.g., plastic bottle, cardboard, straws)
- Visit Arvind Gupta's website:
  https://arvindguptatoys.com/toys.html/
- Design & create your talking science toy!
- Write a short creative story (10-12 lines) imagining your toy is alive!

Present your toy on No Bag Day in a fun way!

Create a magical science toy from waste materials and bring it to life with a short story.

Activity:

- Choose a waste material (e.g., plastic bottle, cardboard, straws)
- Visit Arvind Gupta's website

(https://arvindguptatoys.com/toys.html) for inspiration and ideas on creating science toys from trash.

- Design and create your talking science toy and Write a short creative story (10-12 lines) imagining your toy is alive.
- Present your toy on No Bag Day in a fun way!

For roll number
1-13: biology
14-26: physics
27-40: chemistry

Children can refer to the link mentioned above and do the activity.
The activity for each student will be shared in class broadcast group soon.

Edited 11:07 am

ENGLISH VACATION ASSIGNMENT

Class 6 – My Personal Dictionary Project

Activity: Create your own personal dictionary to improve your vocabulary and language skills.

Requirements:

- ✔ A notebook or A4 sheets
- ✔ Pen / Pencil
- ✔ Colour pens (optional)

Make it Creative!

- ✔ Use colours for headings
- ✔ Draw small pictures
- ✔ Highlight important words

Task:

✔ **Step 1 – Choose Words**
Select 25 new words from a storybook or daily life.

✔ **Step 2 – Arrange Alphbetically**
Write the words in A–Z order.

✔ **Step 3 – Write Meanings**
For each word, write:
- ✔ Word
- ✔ Meaning
- ✔ Part of Speech (noun, verb, adjective, etc.)

✔ **Step 4 – Make Sentences**
Write one meaningful sentence for each word.

Example:

- ✔ Word: **Brave**
- ✔ Meaning: Showing courage
- ✔ Part of Speech: Adjective

Example:

- Word: **Brave**
- Meaning: Showing courage
- Part of Speech: Adjective

Be creative.
Build your vocabulary,
Enjoy learning!

Grade 6 – My Personal Dictionary Project

Activity:
Create your own **personal dictionary** to improve vocabulary and language skills.

Requirements: A notebook or A4 sheets , Pen/pencil , Colour pens (optional)

Task:

Step 1 – Choose Words
Select **25 new words** from a storybook, or daily life.

Step 2 – Arrange Alphabetically
Write the words in **alphabetical order** (A–Z).

Step 3 – Write Meanings
For each word, write:

- **Word**
- **Meaning**
- **Part of Speech** (noun, verb, adjective, etc.)

Step 4 – Make Sentences
Write **one meaningful sentence** for each word.

- Use **colours for headings**
- Draw small pictures (if possible)
- Highlight important words

Example:

Word: Brave
Meaning: Showing courage
Part of Speech: Adjective
Sentence: The brave soldier saved the people.

CLASS 6

Vacation Assignment

Library

Write a **travelogue** about a place you visited during your **vacation**, describing the location, your journey, the places you saw, and your overall experience.

Write a short essay about a place you wish to visit in your life and describe its special features.

Requirements:

- Use descriptive language to make it interesting
- Include photos if available.



STD 6 COMPUTER SCIENCE VACATION ASSIGNMENT:
YOUR PERSONAL WEB PAGE PROJECT

DESIGN A PERSONAL MULTI-PAGE WEB PAGE TO SHOW YOUR TALENTS AND ACTIVITIES (USING WORD PROCESSING SOFTWARE)

1. HOME PAGE

- INTRODUCE YOURSELF (NAME, AGE, CLASS, SCHOOL)
- BRIEF DESCRIPTION ABOUT FAMILY & INTERESTS

2. DAILY ACTIVITIES

TIME	ACTIVITY	DESCRIPTION
	SCHOOL	
	HOMEWORK	
	HOBBIES	
	SPORTS	

3. VACATION PLANS

ACTIVITY		LOCATION	DURATION
	TRAVEL		
	READING		
	NEW SKILL		

4. PLACES I'VE VISITED



GOOGLE MAPS LOCATION LINKS TO EACH PLACE

KEY REQUIREMENTS FOR ALL PAGES:

- EACH PAGE SHOULD BE A SINGLE PAGE (SEPARATE SECTION)
- USE VISUALLY APPEALING HEADINGS, FONTS, FONTS, AND COLORS
- INCLUDE IMAGES AND TABLES

SUBMISSION: SAVE AS A PDF OR PRINT IT OUT — SHARE WITH YOUR TEACHER

Created as a learning guide based on STD 6 curriculum

BHAVAN'S ADARSHA VIDYALAYA, KAKKANAD

VACATION ASSIGNMENTS -2025-26

Health and wellness

CLASSES V, VI &VII

- Family Interview :-
  Ask parents
  - What was your childhood like?
  - What games did you play?
  - What made you happy when you were my age?
  - What habits made you succeed?
- Set 3 small goals for vacation and track progress weekly.